

OCEANO COMMUNITY SERVICES DISTRICT  
RESOLUTION NO. 2016- 04

A RESOLUTION ADOPTING THE PRELIMINARY BUDGETS for FISCAL YEARS  
2016 - 2017 and 2017 - 2018

WHEREAS, Section 61110 et seq, of the California Government Code established procedures for the adoption of budgets for Community Services Districts, including the Oceano Community Services District ("District"); and,

WHEREAS, pursuant to Government Code Section 61110 et seq. the District elects to adopt two one-year preliminary budgets for Fiscal Year 2016-2017 and Fiscal Year 2017 - 2018; and,

WHEREAS, the District has published notice of this hearing adopting the District's preliminary budgets pursuant to Government Code Section 61110. et seq; and,

WHEREAS, the District desires to make known its planned activities and associated costs for the 2016-2017 fiscal year and the 2017 - 2018 fiscal year.

NOW, THEREFORE, BE IT RESOLVED, DETERMINED, AND ORDERED by the Board of Directors, Oceano Community Services District, San Luis Obispo County, California, as follows:

1. That the attached proposed budgets entitled, "Oceano Community Services District Preliminary Two-Year Budget Fiscal Years 2016-17 and 2017-18" be adopted as follows.

Budget Unit	FY 2016-2017	FY 2017-2018	Two Year Total
Administrative Fund	\$783,127	\$799,123	\$1,582,250
Street Lighting Fund	\$52,251	\$53,466	\$105,717
Fire Department Fund	\$853,321	\$881,854	\$1,735,175
Parks and Rec Fund	\$0	\$0	\$0
Equipment Fund	\$25,067	\$25,067	\$50,134
Facilities Fund	\$181,365	\$167,005	\$348,370
Water Fund	\$2,264,284	\$2,378,948	\$4,643,232
Sewer Fund	\$554,537	\$542,054	\$1,096,591
Garbage Fund	\$95,185	\$97,833	\$193,018
Total	\$4,809,137	\$4,945,350	\$9,754,487

2. That the proposed budget be administered as established by past policies and practices.
3. That in accordance with Government Code Section 61110(f), the Board of Directors will schedule a public hearing prior to September 1, 2015 for the adoption of the 2016-17 and 2017 - 2018 Final Budgets, including utilization of

fund balances available from Fiscal Year 2015-16, final reserve designations, and other adjustment that the Board of Directors may choose to consider.

4. That the District's Payment and Compensation Plan for the budget, and hereby adopted, includes those rates of pay in the attached "Payment and Compensation Plan" and the benefits established pursuant to the District's Memorandum of Understanding with Service Employees International Union Local 620.

Upon motion of Director Blackburn, seconded by Director Guerrero and on the following roll call vote, to wit:

AYES: Director Blackburn, Director Guerrero, Vice President White

NOES: President Lucey


ABSENT: None

ABSTAINING: None

the foregoing Resolution is hereby adopted this June day of 29, 2016

  
\_\_\_\_\_  
President of the Board of Directors


ATTEST:

  
\_\_\_\_\_  
Secretary for the Board of Directors

(SEAL)

APPROVED AS TO FORM AND LEGAL EFFECT:


Jeffrey A. Minnery  
District Counsel

By:   
\_\_\_\_\_  
District Legal Counsel

Dated: 6.29.16



# GENERAL FUND



**GENERAL FUND  
REVENUE WORKSHEET  
PRELIMINARY BUDGET FOR FISCAL YEAR 2016/2017 AND FISCAL YEAR 2017/2018**

Revenues and Other Sources:		2015-16 Budget	Preliminary Budget 2016/17	Preliminary Budget 2017/18	Preliminary Two Year Budget
Account Number					
<b>Revenues</b>					
3100	Prop Tax: Current Secured	834,277	884,860	911,406	1,796,266
3101	Prop Tax: CurrentUnsecured	19,754	21,144	21,778	42,922
3102	Prop Tax: Prior Secured	0			0
3103	Prop Tax: Prior Unsecured	0			0
	Unitary Taxes	13,512	14,711	15,152	29,863
3105	Penalties and Interest	0			0
3106	Delinquent Chgs Prop Tax Roll: Garbage	0			0
3120	Homeowners' Prop Tax Relief	6,384	6,470	6,664	13,134
3213	Will Serve Letter Fee	0			0
3220	Fire: Weed Abatement	0			0
3230	Miscellaneous Income	0			0
3235	Public Facility Fees	0			0
3238	Firework Permit Fees	1,500	1,500	1,500	3,000
3239	Rent: Village Group	0			0
3245	SSLOCSD Reimbursement	22,000	0	0	0
3259	New Fire Building Rent (JPA)	0			0
3262	Village Group Utility Income	0			0
3300	Interest	0			0
3308	Interest: Facility Fees Restricted	0			0
3318	Facilities Fees/SLO CO				0
3557	CO Collection Chg: SB2557	(20,000)	(20,000)	(20,000)	(40,000)
3243	State Mandate Reimbursements	0			0
	Cancellation of Reserves	0	80,000		80,000
<b>Total Revenues and Other Sources</b>		<b>877,427</b>	<b>988,685</b>	<b>936,500</b>	<b>1,925,185</b>



# ADMINISTRATIVE BUDGET



**ADMINISTRATIVE BUDGET  
EXPENDITURE WORKSHEET  
PRELIMINARY BUDGET FOR FISCAL YEAR 2016/2017 AND FISCAL YEAR 2017/2018**

<b>Operations &amp; Maintenance:</b>		<b>Preliminary Budget 2016/17</b>	<b>Preliminary Budget 2017/18</b>	<b>Preliminary Two Year Budget</b>
Expenditure Accounts 4100				
<b>Personnel</b>				
010	Wages and Salaries	379,420	390,028	769,448
020	Overtime	7,265	7,673	14,938
061	PERS	47,813	48,666	96,479
	PERS UAL Payment	17,851	22,735	40,586
070	SUI (Unemp Ins)	3,038	3,038	6,076
071	Medicare Employer Portion	5,607	5,766	11,373
075	State Compensation Ins	14,166	14,454	28,620
080	Boot Allowance	750	750	1,500
090	Employee Insurances	38,400	38,400	76,800
097	Cell Phone Allowance	900	900	1,800
<b>Total Personnel Cost</b>		<b>515,210</b>	<b>532,410</b>	<b>1,047,620</b>
<b>Services and Supplies</b>				
110	Communications & Dispatch	5,000	5,125	10,125
150	Insurance (100% in Admin, then allocated, in 2015-16)	23,515	24,100	47,615
170	Maint: Equipment	3,500	3,600	7,100
173	Maint: Structures	10,000	10,250	20,250
180	Memberships	6,000	6,150	12,150
190+191	Over and Short + misc	200	200	400
193	Bank Fees	2,000	2,000	4,000
200	Office Expense	6,150	6,300	12,450
205	Outside UB Mailing Expense	7,500	7,688	15,188
210	Postage	500	500	1,000
218	Audit - Estimate (not in contract)	20,000	20,500	40,500
220	Professional Services (AGP, Chapparel, other)	18,500	19,000	37,500
221	Information Technology	5,000	5,000	10,000
223	Legal Services	84,000	84,000	168,000
224	Annual Software Maint.	13,000	13,325	26,325
225	Board Member Stipends	18,000	18,000	36,000
230	Legal Notices	2,000	2,000	4,000
235	Books/Journals/Subsc	1,500	1,500	3,000
241	Rents/Leases: Equip	3,000	3,000	6,000
247	LAFCO 15-16 charged to Admin then allocated	14,552	15,000	29,552
248	Permits Licenses and Fees	1,000	1,000	2,000
260	Elections Expense	5,000	0	5,000
280	Private Vehicle Mileage	500	500	1,000
283	Job Advertising Expense	1,500	1,550	3,050
285	Classes/Seminars	5,000	5,125	10,125
286	Board Member Travel/Expense	1,500	1,550	3,050
290	Utilities	9,500	9,750	19,250

**ADMINISTRATIVE BUDGET  
EXPENDITURE WORKSHEET  
PRELIMINARY BUDGET FOR FISCAL YEAR 2016/2017 AND FISCAL YEAR 2017/2018**

Operations & Maintenance:		Preliminary Budget 2016/17	Preliminary Budget 2017/18	Preliminary Two Year Budget
Expenditure Accounts 4100				
<b>Total Services and Supplies</b>		<b>267,917</b>	<b>266,713</b>	<b>534,630</b>
<b>Other Expenditures</b>				
297	Pass-Through Rev			0
320	Fixed Assets			0
351	Cap: Equipment/Vehicles	80,000		80,000
376	Allocation/Adm Exp			0
	Fire 4.0000%	(31,325)	(31,965)	(63,290)
	Lighting 1.0000%	(7,831)	(7,991)	(15,822)
	Water 45.0000%	(352,407)	(359,605)	(712,012)
	Sewer 40.0000%	(313,251)	(319,649)	(632,900)
	Garbage 6.0000%	(46,988)	(47,947)	(94,935)
	Facilities 4.0000%	(31,325)	(31,965)	(63,290)
382	Contingency			0
499	Claims & Settlements			0
<b>Total Other Expenditures Cost</b>		<b>(703,127)</b>	<b>(799,122)</b>	<b>(1,502,249)</b>
<b>Reserve Designations</b>				
	Contingencies	3,113	1,180	4,293
<b>Total Reserve Designations Cost</b>		<b>3,113</b>	<b>1,180</b>	<b>4,293</b>
<b>Total Expenditures</b>		<b>83,113</b>	<b>1,181</b>	<b>84,294</b>

# LIGHTING BUDGET





**LIGHTING BUDGET  
OPERATIONS AND MAINTENANCE WORKSHEET  
PRELIMINARY BUDGET FOR FISCAL YEAR 2016/2017 AND FISCAL YEAR 2017/2018**

<b>Operations &amp; Maintenance:</b>	
Expenditure Accounts 4195	
<b>Personnel</b>	
010	Wages and Salaries
020	Overtime
061	PERS
070	SUI (Unemp Ins)
071	Medicare Employer Portion
072	FICA
075	State Compensation Ins
090	Employee Insurances
<b>Total Personnel Cost</b>	
<b>Services and Supplies</b>	
175	Sys Parts/Oper Supp
295	Lighting
<b>Total Services and Supplies</b>	
<b>Other Expenditures</b>	
376	Allocation/Adm Exp
<b>Total Other Expenditures Cost</b>	
<b>Total Reserve Designations Cost</b>	
<b>Total Expenditures</b>	

<b>Preliminary Budget 2016/17</b>	<b>Preliminary Budget 2017/18</b>	<b>Preliminary Two Year Budget</b>
600	620	1,220
400	420	820
100	105	205
		0
20	20	40
		0
		0
300	310	610
<b>1,420</b>	<b>1,475</b>	<b>2,895</b>
1,000	1,000	2,000
42,000	43,000	85,000
<b>43,000</b>	<b>44,000</b>	<b>87,000</b>
7,831	7,991	15,822
<b>7,831</b>	<b>7,991</b>	<b>15,822</b>
		0
<b>52,251</b>	<b>53,466</b>	<b>105,717</b>

# FIRE BUDGET



**FIRE BUDGET  
OPERATIONS AND MAINTENANCE WORKSHEET  
PRELIMINARY BUDGET FOR FISCAL YEAR 2016/2017 AND FISCAL YEAR 2017/2018**

<b>Operations &amp; Maintenance:</b>		<b>Preliminary</b>	<b>Preliminary</b>	<b>Two Year</b>
Expenditure Accounts 4200		<b>Budget 2016/17</b>	<b>Budget 2017/18</b>	<b>Budget</b>
<b>Personnel</b>				
010	Wages and Salaries	1,500	1,750	3,250
020	Overtime	500	600	1,100
061	PERS Contribution			0
062	PERS (including Unfunded Liability for pre FCFA service)	4,851	4,955	9,806
070	SUI (Unemp Ins)			0
071	Medicare Employer Portion	30	45	75
090	Employee Insurances	250	300	550
<b>Total Personnel Cost</b>		<b>7,131</b>	<b>7,650</b>	<b>14,781</b>
<b>Services and Supplies</b>				
077	JPA Quarterly Pmts	779,965	806,464	1,586,429
110	Communications & Dispatch	29,900	30,650	60,550
241	Rents/Leases: Equip (Final Engine Payment)			0
290	Utilities	5,000	5,125	10,125
<b>Total Services and Supplies</b>		<b>814,865</b>	<b>842,239</b>	<b>1,657,104</b>
<b>Other Expenditures</b>				
376	Allocation/Adm Exp	31,325	31,965	63,290
<b>Total Other Expenditures Cost</b>		<b>31,325</b>	<b>31,965</b>	<b>63,290</b>
<b>Reserve Designations</b>				
Restricted Reserve Contribution				0
<b>Total Reserve Designations Cost</b>		<b>0</b>	<b>0</b>	<b>0</b>
<b>Total Expenditures</b>		<b>853,321</b>	<b>881,854</b>	<b>1,735,175</b>



# EQUIPMENT FUND



**EQUIPMENT BUDGET  
 OPERATIONS AND MAINTENANCE WORKSHEET  
 PRELIMINARY BUDGET FOR FISCAL YEAR 2016/2017 AND FISCAL YEAR 2017/2018**

<b>Operations &amp; Maintenance:</b>	
<b>Services and Supplies</b>	
150	Insurance
171	Maint Vehicles
172	Gas and Oil
<b>Total Services and Supplies</b>	
<b>Other Expenditures</b>	
320	Equipment Lease
382	Contingency
<b>Total Other Expenditures Cost</b>	
<b>Reserve Designations</b>	
C	Equipment Replacement
<b>Total Reserve Designations Cost</b>	
<b>Total Expenditures</b>	

<b>Preliminary Budget 2016/17</b>	<b>Preliminary Budget 2017/18</b>	<b>Preliminary Two Year Budget</b>
0		0
6,500	6,500	13,000
9,500	9,500	19,000
<b>16,000</b>	<b>16,000</b>	<b>32,000</b>
9,067	9,067	18,134
		0
<b>9,067</b>	<b>9,067</b>	<b>18,134</b>
4,023	4,023	8,046
		0
<b>4,023</b>	<b>4,023</b>	<b>8,046</b>
<b>29,090</b>	<b>29,090</b>	<b>58,180</b>

**EQUIPMENT FUND  
REVENUE WORKSHEET  
PRELIMINARY BUDGET FOR FISCAL YEAR 2016/2017 AND FISCAL YEAR 2017/2018**

Revenues and Other Sources:	Preliminary Budget 2016/17	Preliminary Budget 2017/18	Preliminary Two Year Budget
<b>Revenues</b>			
Truck Rental from Water	6,545	6,545	13,090
Vehicle Charges to Water	10,000	10,000	20,000
<b>Total From Water</b>	<b>16,545</b>	<b>16,545</b>	<b>16,545</b>
Truck Rental from Sewer	6,545	6,545	13,090
Vehicle Charges to Water	5,000	5,000	10,000
<b>Total From Sewer</b>	<b>11,545</b>	<b>11,545</b>	<b>23,090</b>
Vehicle Charges to Garbage	1,000	1,000	2,000
<b>Total From Garbage</b>	<b>1,000</b>	<b>1,000</b>	<b>2,000</b>
<b>Total Revenues and Other Sources</b>	<b>29,090</b>	<b>29,090</b>	<b>58,180</b>



# FACILITIES FUND



**FACILITIES BUDGET  
OPERATIONS AND MAINTENANCE WORKSHEET  
PRELIMINARY BUDGET FOR FISCAL YEAR 2016/2017 AND FISCAL YEAR 2017/2018**

Operations & Maintenance:		Preliminary Budget 2016/17	Preliminary Budget 2017/18	Preliminary Two Year Budget
<b>Personnel</b>				
010	Wages and Salaries	2,500	2,500	5,000
020	Overtime	500	500	1,000
061	PERS	250	250	500
071	Medicare Employer Portion	100	100	200
090	Employee Insurances	750	750	1,500
<b>Total Personnel Cost</b>		<b>4,100</b>	<b>4,100</b>	<b>8,200</b>
<b>Services and Supplies</b>				
173	Maint: Structures	15,000	15,000	30,000
<b>Total Services and Supplies</b>		<b>17,000</b>	<b>17,000</b>	<b>34,000</b>
<b>Other Expenditures</b>				
376	Allocation/Adm Exp	31,325	31,965	63,290
	Emergency Generator Project	15,000		15,000
	Office Upgrade (Budget Adjustment approved January 27, 2016)			0
	Repayment to Sewer Fund	113,940	113,940	227,880
382	Contingency			0
<b>Total Other Expenditures Cost</b>		<b>160,265</b>	<b>145,905</b>	<b>306,170</b>
<b>Reserve Designations</b>				
	Contingencies	5,775	20,135	25,910
<b>Total Reserve Designations Cost</b>		<b>5,775</b>	<b>20,135</b>	<b>25,910</b>
<b>Total Expenditures</b>		<b>187,140</b>	<b>187,140</b>	<b>374,280</b>



**FACILITIES FUND  
REVENUE WORKSHEET  
PRELIMINARY BUDGET FOR FISCAL YEAR 2016/2017 AND FISCAL YEAR 2017/2018**

<b>Revenues and Other Sources:</b>		<b>Account Number</b>	<b>Preliminary Budget 2016/17</b>	<b>Preliminary Budget 2017/18</b>	<b>Preliminary Two Year Budget</b>
<b>Revenues</b>					
3260	Sheriff Substation Rent		113,940	113,940	227,880
	New Fire Station		15,000	15,000	30,000
	Old Fire Station		11,700	11,700	23,400
	Public Facilities Fees		15,000	15,000	30,000
	Utility Reimbursements		0		0
	Interest Income - Facility Fees				0
	Interfund Repayment from Water		31,500	31,500	63,000
<b>Total Revenues and Other Sources</b>			<b>187,140</b>	<b>187,140</b>	<b>374,280</b>

# WATER FUND



**WATER BUDGET  
OPERATIONS AND MAINTENANCE WORKSHEET  
PRELIMINARY BUDGET FOR FISCAL YEAR 2016/2017 AND FISCAL YEAR 2017/2018**

<b>Operations &amp; Maintenance:</b>	
<b>Personnel</b>	
010	Wages and Salaries
020	Overtime
	Standby
061	PERS
071	Medicare Employer Portion
072	FICA
075	State Compensation Ins
090	Employee Insurances
<b>Total Personnel Cost</b>	
<b>Services and Supplies</b>	
100	Clothing
110	Communications & Dispatch
163	Maint: Wtr/Swr Struct
170	Maint: Equipment
173	Maint: Structures
175	Sys Parts/Oper Supp
176	Water Meters
177	Safety Expense
180	Memberships
190	misc
200	Office Expense
205	Outside UB Mailing Expense
220	Professional Services (Water Quality; Backflow Program)
221	Information Technology
222	Contract Engineering
223	Legal Services
226	Engineering & Other Reimburs
230	Legal Notices
231	Bad Debt
235	Books/Journals/Subsc
241	Rents/Leases: Equip
248	Permits, Fees, Licenses
250	Small Tools
261	Water Supply - Lopez
285	Classes/Seminars
290	Utilities
<b>Total Services and Supplies</b>	

<b>Preliminary Budget 2016/17</b>	<b>Preliminary Budget 2017/18</b>	<b>Preliminary Two Year Budget</b>
119,891	126,483	246,374
29,422	31,096	60,518
12,227	12,227	24,454
15,430	16,253	31,683
2,342	2,462	4,804
		0
13,528	14,276	27,804
19,296	19,296	38,592
<b>212,136</b>	<b>222,093</b>	<b>434,229</b>
2,500	2,563	5,063
5,500	5,638	11,138
5,000	5,125	10,125
5,000	5,125	10,125
10,000	10,250	20,250
16,000	16,400	32,400
10,000	10,250	20,250
500	520	1,020
1,500	1,550	3,050
250	250	500
750	800	1,550
6,000	6,150	12,150
17,000	17,425	34,425
500	550	1,050
5,000	5,125	10,125
0	0	0
10,000	10,000	20,000
1,000	1,025	2,025
500	525	1,025
0	0	0
2,000	2,050	4,050
8,500	8,750	17,250
2,500	2,500	5,000
462,808	474,378	937,186
5,000	5,125	10,125
25,000	25,625	50,625
<b>602,808</b>	<b>617,699</b>	<b>1,220,507</b>

**WATER BUDGET  
OPERATIONS AND MAINTENANCE WORKSHEET  
PRELIMINARY BUDGET FOR FISCAL YEAR 2016/2017 AND FISCAL YEAR 2017/2018**

<b>Operations &amp; Maintenance:</b>		<b>Preliminary Budget 2016/17</b>	<b>Preliminary Budget 2017/18</b>	<b>Preliminary Two Year Budget</b>
<b>Other Expenditures</b>				
297	Pass-Through Rev	25,000	25,000	50,000
354	CAP IMP by others (County Roads Overlay Project)			0
362	Litigation: SMVWCD	8,000	8,200	16,200
376	Allocation/Adm Exp	352,407	359,605	712,012
	Charges from the Equipment Fund	16,545	16,545	33,090
380	NCMA Expense	35,000	35,875	70,875
382	Contingency			0
390	General Fund Loan Payment	31,500	31,500	63,000
	Garbage Fund Loan Payment	7,500	7,500	15,000
393	1979 Revenue Bond Pmts	18,375	18,375	36,750
394	Software Lease Pmts			0
395	State Water Rources Control	0	0	0
397	SWP Multi Year Water Pool Prog			0
398	State Water Project Pmts	914,912	1,057,704	1,972,616
	CIP Planning			0
	Well #8 Rehabilitation			0
441	Well #5 Rehabilitation			0
442	CIP - Air Park Dr Relocation			0
499	Claims & Settlements			0
<b>Total Other Expenditures Cost</b>		<b>1,409,239</b>	<b>1,560,304</b>	<b>2,969,543</b>
<b>Reserve Designations</b>				
	Contingencies	40,101	(21,148)	18,953
<b>Total Reserve Designations Cost</b>		<b>40,101</b>	<b>(21,148)</b>	<b>18,953</b>
<b>Total Expenditures</b>		<b>2,264,284</b>	<b>2,378,948</b>	<b>4,643,232</b>

**WATER FUND  
REVENUE WORKSHEET  
PRELIMINARY BUDGET FOR FISCAL YEAR 2016/2017 AND FISCAL YEAR 2017/2018**

<b>Revenues and Other Sources:</b>		<b>Preliminary Budget 2016/17</b>	<b>Preliminary Budget 2017/18</b>	<b>Preliminary Two Year Budget</b>
<b>Revenues</b>				
3200	Water Sales	1,685,976	1,789,070	3,475,046
3204	Lopez Remediation: Sales	462,808	474,378	937,186
3205	Water Connection Fees - Reimbursables	10,000	10,000	20,000
3206	Water Front Footage Fees	12,500	12,500	25,000
3207	UB Courtesy Notice Fees	4,700	4,700	9,400
3208	UB Sec Notc/Door Hgr Fees	27,000	27,000	54,000
3209	Capacity Charges	17,500	17,500	35,000
3210	Connection / Meter Fees	8,100	8,100	16,200
3211	Lopez / SWP Connection Fees	4,000	4,000	8,000
3212	New UB A/C Setup	4,000	4,000	8,000
3217	CYN Crest /Christie/ AG Wheeling	25,000	25,000	50,000
3230-630	Revenue from other sources/FU			0
3255	Inspection Fees	200	200	400
	Rental Income Transfer W/S 30%/70%			0
3300	Interest	2,500	2,500	5,000
	Misc			0
	New Development Deposits			0
<b>Total Revenues and Other Sources</b>		<b>2,264,284</b>	<b>2,378,948</b>	<b>4,643,232</b>



# SEWER FUND



**SEWER BUDGET  
 OPERATIONS AND MAINTENANCE WORKSHEET  
 PRELIMINARY BUDGET FOR FISCAL YEAR 2016/2017 AND FISCAL YEAR 2017/2018**

<b>Operations &amp; Maintenance:</b>		<b>Preliminary Budget 2016/17</b>	<b>Preliminary Budget 2017/18</b>	<b>Preliminary Two Year Budget</b>
<b>Personnel</b>				
010	Wages and Salaries	59,051	62,297	121,348
020	Overtime	14,491	15,316	29,807
	Standby	6,022	6,022	12,044
061	PERS	7,600	8,005	15,605
071	Medicare Employer Portion	1,153	1,213	2,366
072	FICA			0
075	State Compensation Ins	7,295	7,698	14,993
090	Employee Insurances	9,504	9,504	19,008
<b>Total Personnel Cost</b>		<b>105,116</b>	<b>110,055</b>	<b>215,171</b>
<b>Services and Supplies</b>				
100	Clothing	675	692	1,367
110	Communications & Dispatch	2,000	2,050	4,050
163	Maint: Wtr/Swr Struct	10,000	10,250	20,250
170	Maint: Equipment	3,000	3,075	6,075
173	Maint: Structures	1,000	1,025	2,025
175	Sys Parts/Oper Supp	7,500	7,688	15,188
177	Safety Expense	2,500	2,550	5,050
200	Office Expense	1,000	1,025	2,025
205	Outside UB Mailing Expense	6,000	6,150	12,150
220	Professional Services	2,500	2,550	5,050
222	Contract Engineering	2,500	2,550	5,050
226	Engineering & Other Reimburs			0
231	Bad Debt	250	250	500
241	Rents/Leases: Equip	2,500	2,550	5,050
248	Regulatory Permits and Fees	3,700	3,800	7,500
285	Classes/Seminars	2,500	2,550	5,050
290	Utilities	2,000	2,050	4,050
<b>Total Services and Supplies</b>		<b>49,625</b>	<b>50,805</b>	<b>100,430</b>

**SEWER BUDGET  
 OPERATIONS AND MAINTENANCE WORKSHEET  
 PRELIMINARY BUDGET FOR FISCAL YEAR 2016/2017 AND FISCAL YEAR 2017/2018**

<b>Operations &amp; Maintenance:</b>		<b>Preliminary Budget 2016/17</b>	<b>Preliminary Budget 2017/18</b>	<b>Preliminary Two Year Budget</b>
<b>Other Expenditures</b>				
297	Pass-Through Rev			0
320	Fixed Assets - SSMP CIP; County Overlay	25,000		25,000
	Sewer Lateral Program	50,000	50,000	100,000
442	CIP - Air Park Dr Relocation			0
376	Allocation/Adm Exp	313,251	319,649	632,900
	Rental Payments to Equipment Fund	11,545	11,545	23,090
382	Contingency			0
<b>Total Other Expenditures Cost</b>		<b>399,796</b>	<b>381,194</b>	<b>780,990</b>
<b>Reserve Designations</b>				
				0
<b>Total Reserve Designations Cost</b>		<b>0</b>	<b>0</b>	<b>0</b>
<b>Total Expenditures</b>		<b>554,537</b>	<b>542,054</b>	<b>1,096,591</b>



**SEWER FUND  
REVENUE WORKSHEET  
PRELIMINARY BUDGET FOR FISCAL YEAR 2016/2017 AND FISCAL YEAR 2017/2018**

<b>Revenues and Other Sources:</b>		<b>Preliminary Budget 2016/17</b>	<b>Preliminary Budget 2017/18</b>	<b>Preliminary Two Year Budget</b>
<b>Revenues</b>				
3210	Sewer Sales	400,000	400,000	800,000
3211	Connection Fees	4,000	4,000	8,000
3215	Sanitation District Fees	0	0	0
3255	Inspection Fees	200	200	400
3256	FOG Program Inspections	800	800	1,600
3300	Interest Income			0
	Repayment from General Fund	113,940	113,940	227,880
3900	Other Income			0
	Use of Reserves	35,597	23,114	58,711
<b>Total Revenues and Other Sources</b>		<b>554,537</b>	<b>542,054</b>	<b>1,096,591</b>



# GARBAGE FUND



**GARBAGE BUDGET  
OPERATIONS AND MAINTENANCE WORKSHEET  
PRELIMINARY BUDGET FOR FISCAL YEAR 2016/2017 AND FISCAL YEAR 2017/2018**

Operations & Maintenance:		Preliminary Budget 2016/17	Preliminary Budget 2017/18	Preliminary Two Year Budget
<b>Personnel</b>				
010	Wages and Salaries	17,017	18,363	35,380
020	Overtime	2,440	2,605	5,045
061	PERS	1,567	1,679	3,246
071	Medicare Employer Portion	293	315	608
075	State Compensation Ins	808	852	1,660
090	Employee Insurances	3,072	3,072	6,144
<b>Total Personnel Cost</b>		<b>25,197</b>	<b>26,886</b>	<b>52,083</b>
<b>Services and Supplies</b>				
100	Clothing	250	250	500
110	Communications & Dispatch	500	500	1,000
170	Maint: Equipment	500	500	1,000
173	Maint Shared Structures	0	0	0
175	Sys Parts/Oper Supp	1,500	1,500	3,000
200	Office Expense	1,000	1,000	2,000
210	Postage	500	500	1,000
220	Professional Services	2,000	2,000	4,000
230	Legal Notices	250	250	500
290	Utilities	500	500	1,000
<b>Total Services and Supplies</b>		<b>7,000</b>	<b>7,000</b>	<b>14,000</b>
<b>Other Expenditures</b>				
376	Allocation/Adm Exp	46,988	47,947	94,935
	Signage & Cans	15,000	15,000	30,000
382	Contingency			0
	Vehicle Charges from Equipment Fund	1,000	1,000	2,000
<b>Total Other Expenditures Cost</b>		<b>62,988</b>	<b>63,947</b>	<b>126,935</b>
<b>Reserve Designations</b>				
Unassigned Reserves				0
<b>Total Reserve Designations Cost</b>		<b>0</b>	<b>0</b>	<b>0</b>
<b>Total Expenditures</b>		<b>95,185</b>	<b>97,833</b>	<b>193,018</b>

**GARBAGE FUND  
REVENUE WORKSHEET  
PRELIMINARY BUDGET FOR FISCAL YEAR 2016/2017 AND FISCAL YEAR 2017/2018**

<b>Revenues and Other Sources:</b>		<b>Preliminary Budget 2016/17</b>	<b>Preliminary Budget 2017/18</b>	<b>Preliminary Two Year Budget</b>
<b>Revenues</b>				
3300	Interest			0
3501	Garbage Franchise Fees	80,000	80,000	160,000
3230	Misc Income			0
	Other franchise revenues			0
	Interfund Loan Repayment from Water	7,500	7,500	15,000
	Use of Reserves	7,685	10,333	18,018
<b>Total Revenues and Other Sources</b>		<b>95,185</b>	<b>97,833</b>	<b>193,018</b>

Oceano Community Services District  
 Payment and Compensation Plan

2016-17 Rates of Pay by Position	Step #1 A	Step #2 B	Step #3 C	Step #4 D	Step #5 E	Step #6 F	Step #7 G	Step #8 Longevity
Progressive Rate Factors		2.50%	2.50%	5.00%	5.00%	5.00%	5.00%	5.00%
<u>Position</u>								
General Manager	\$ 94.231	\$ 96.587	\$ 99.00					
Business and Accounting Manager I	\$ 23.046	\$ 23.622	\$ 24.213	\$ 25.424	\$ 26.695	\$ 28.030	\$ 29.432	\$ 30.904
Business and Accounting Manager II	\$ 27.656	\$ 28.347	\$ 29.056	\$ 30.509	\$ 32.034	\$ 33.636	\$ 35.318	\$ 37.084
Business and Accounting Manager III	\$ 37.451	\$ 38.387	\$ 39.347	\$ 41.314	\$ 43.380	\$ 45.549	\$ 47.826	\$ 50.217
Account Administrator I	\$ 17.284	\$ 17.712	\$ 18.151	\$ 19.059	\$ 20.008	\$ 21.008	\$ 22.059	\$ 23.161
Account Administrator II	\$ 18.580	\$ 19.039	\$ 19.508	\$ 20.488	\$ 21.508	\$ 22.579	\$ 23.712	\$ 24.895
Account Administrator III	\$ 19.977	\$ 20.467	\$ 20.967	\$ 22.028	\$ 23.120	\$ 24.273	\$ 25.487	\$ 26.762
Utilities System Supervisor	\$ 28.517	\$ 29.232	\$ 29.966	\$ 31.456	\$ 33.027	\$ 34.670	\$ 36.415	\$ 38.231
Utilities Operator I	\$ 18.253	\$ 18.702	\$ 19.171	\$ 20.141	\$ 21.151	\$ 22.202	\$ 23.324	\$ 24.487
Utilities Operator II	\$ 19.620	\$ 20.110	\$ 20.610	\$ 21.651	\$ 22.732	\$ 23.865	\$ 25.069	\$ 26.324
Utilities Operator III	\$ 21.090	\$ 21.620	\$ 22.161	\$ 23.273	\$ 24.436	\$ 25.650	\$ 26.946	\$ 28.303

Notes:

- 1) Actual rates of pay are rounded up to the nearest cent (penny).
- 2) Rates of Pay for fiscal year 2017/18 shall be adjusted pursuant to Article 39 of the Memorandum of Understanding (MOU) with Service Employees Internation Union (SEIU Local 620); except the position of General Manager, which shall not increase pursuant to the General Manager Employment Agreement.
- 3) Step #8 - "Longevity Pay" is illustrated as the maximum rate of pay after 10 years of service with the District, pursuant to Article 37 of the MOU with SEIU Local 620. See the MOU for applicability.