


CENTRAL COAST BLUE UPDATE PRESENTATION – OCEANO COMMUNITY SERVICES DISTRICT

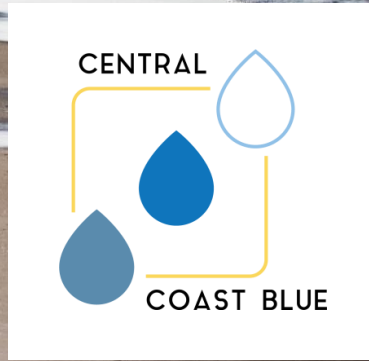
One Community. One Water. One Future.

August 14, 2019



Presentation Overview


- Why Central Coast Blue?
- Project Status Update
- Cost/Benefit Sharing Framework
- Next Steps
- Project Schedule



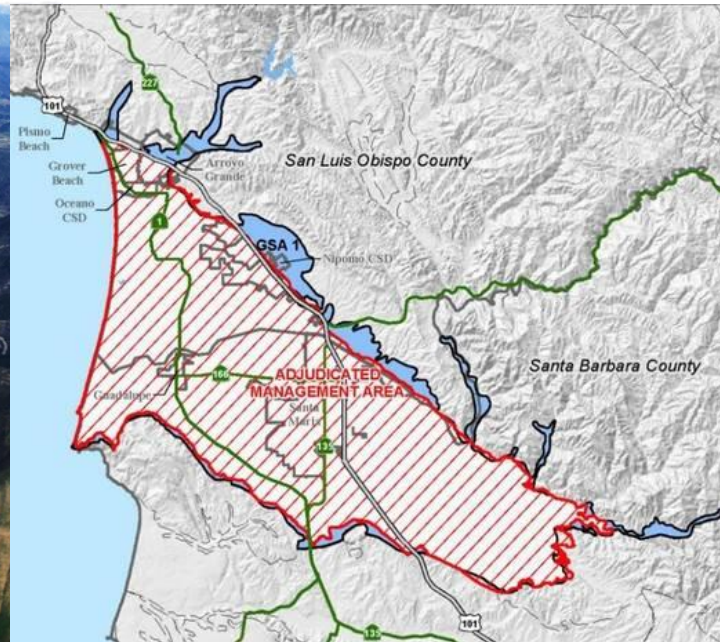
WHY CENTRAL COAST BLUE?




Recent historic drought highlights vulnerabilities in Five Cities Region's water supply portfolio

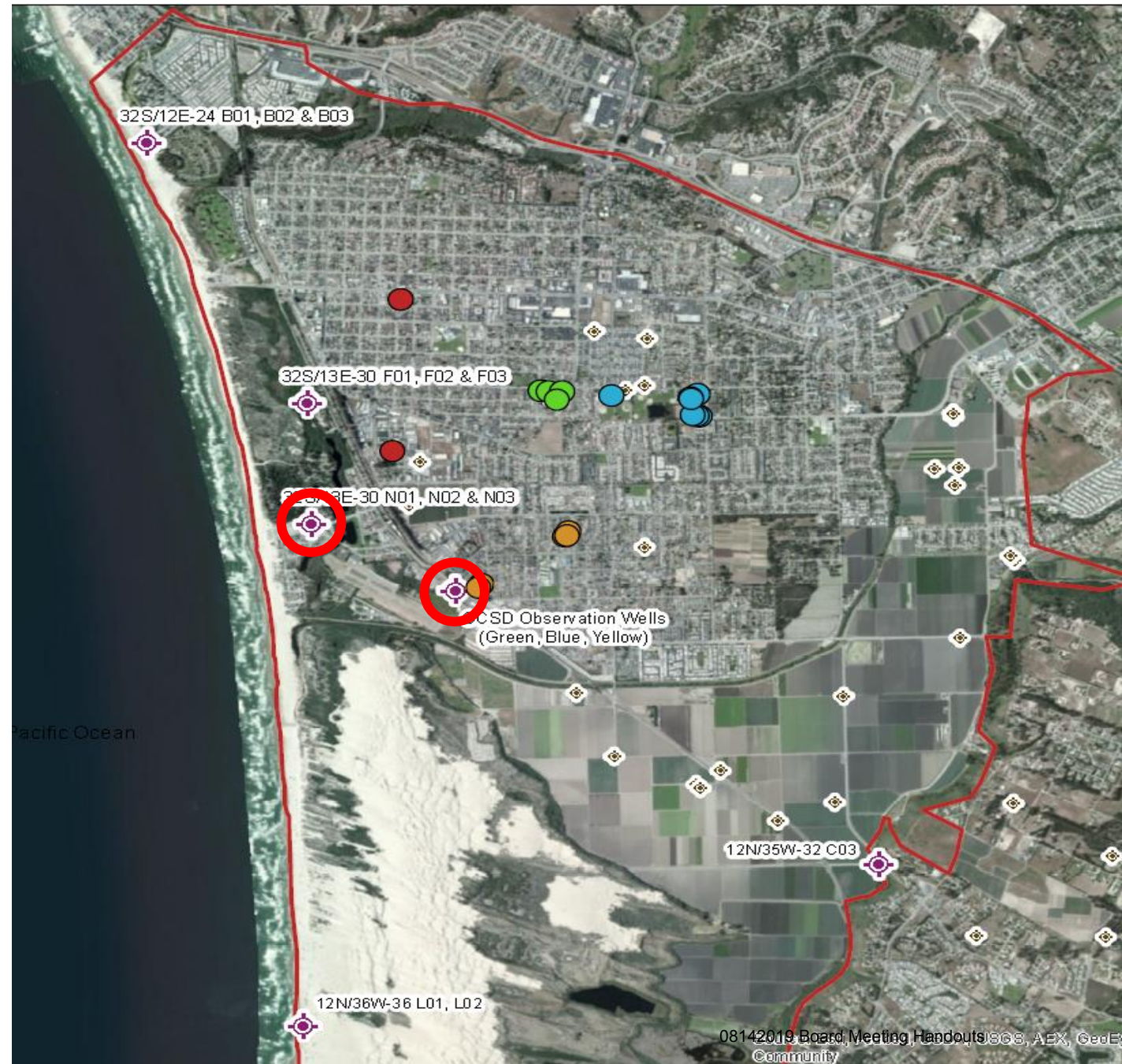


State Water || Lake Lopez || Groundwater

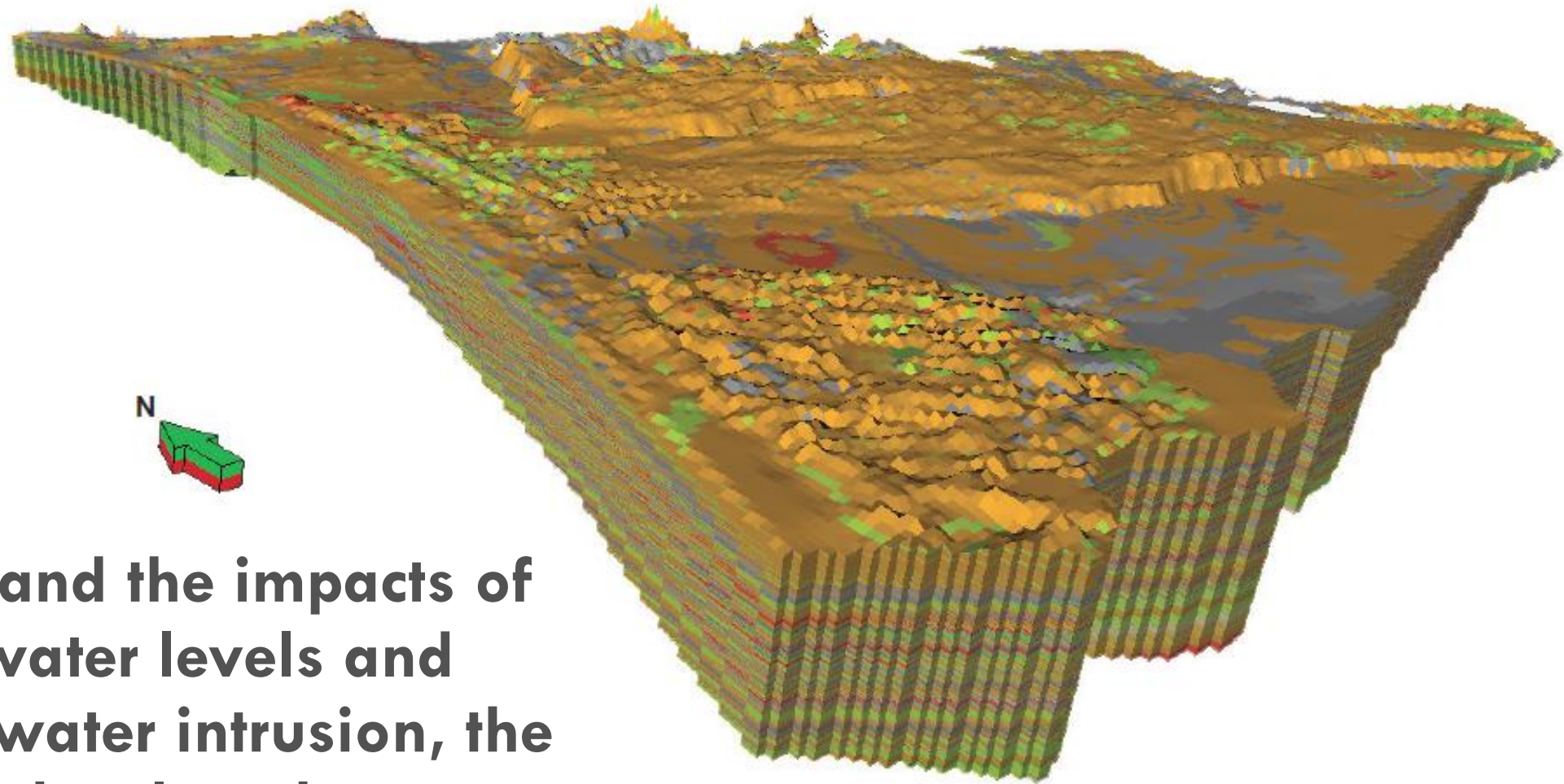




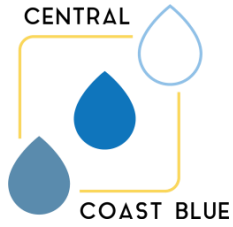
- **Historically local groundwater supplies have been threatened by seawater intrusion.**
- **The 1970 DWR Report identified potential seawater intrusion into the NCMA portion of the Santa Maria Groundwater Basin.**
- **In 2009, evidence of an onshore flow of seawater was detected in two monitoring wells.**



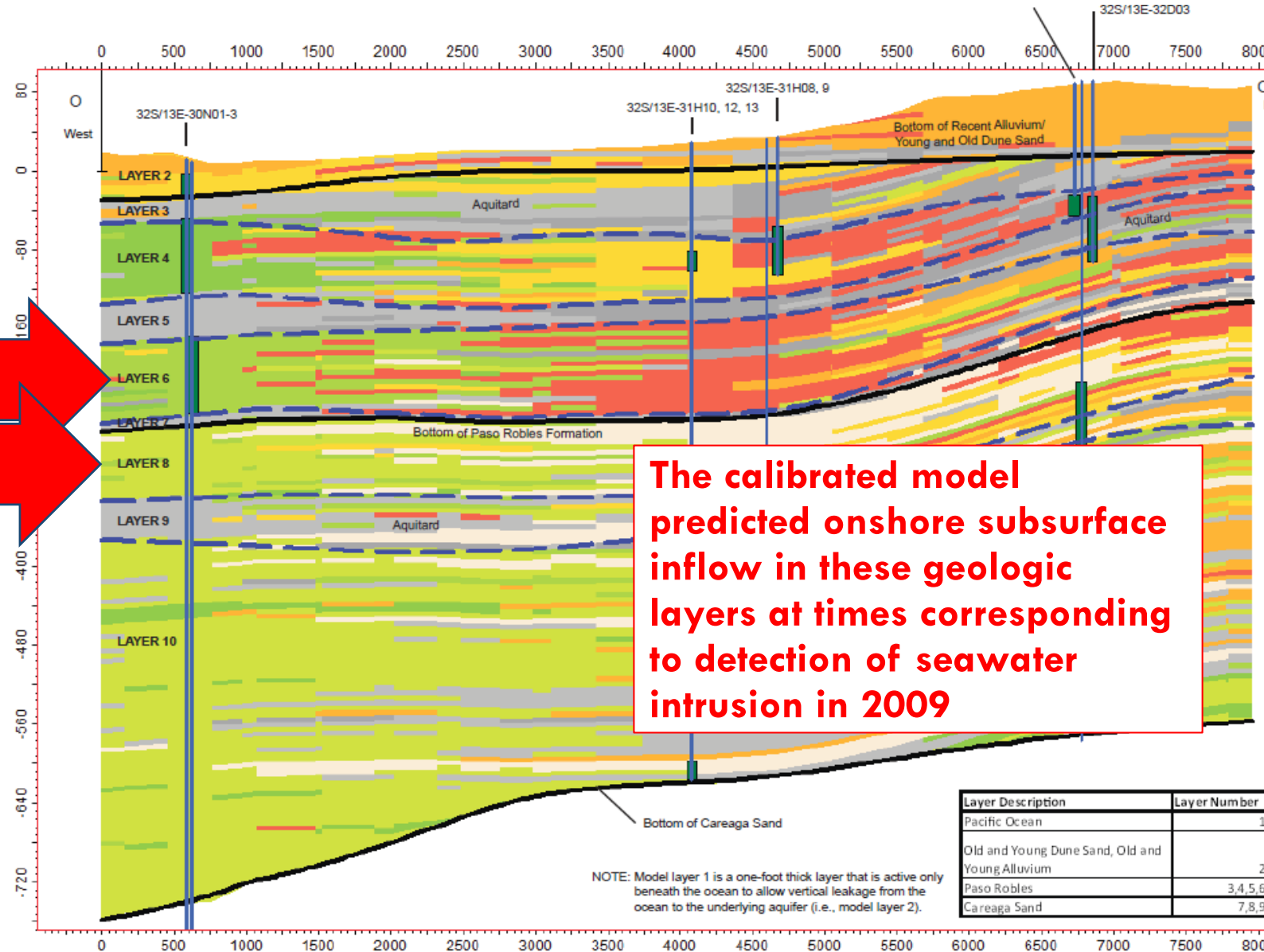

- Sandstone
- Sandstone/Shale
- OH
- Clay
- Silty Clay
- Silt
- Sand and Clay
- Clayey Sand
- Silty Sand
- Sand (<5% silt)
- Clean Sand
- Clayey Gravel
- Silty Gravel
- Clean Gravel



To better understand the impacts of reduced groundwater levels and potential for seawater intrusion, the NCMA Agencies developed a groundwater model.



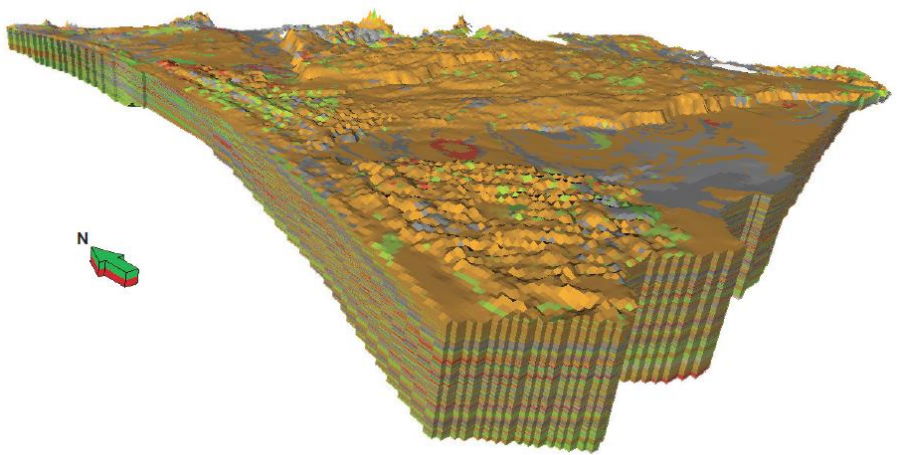
The groundwater model identified pathways for seawater intrusion in the lower Paso Robles and upper Careaga formations




The calibrated model predicted onshore subsurface inflow in these geologic layers at times corresponding to detection of seawater intrusion in 2009

Layer Description	Layer Number
Pacific Ocean	1
Old and Young Dune Sand, Old and Young Alluvium	2
Paso Robles	3,4,5,6
Careaga Sand	7,8,9

NOTE: Model layer 1 is a one-foot thick layer that is active only beneath the ocean to allow vertical leakage from the ocean to the underlying aquifer (i.e., model layer 2).





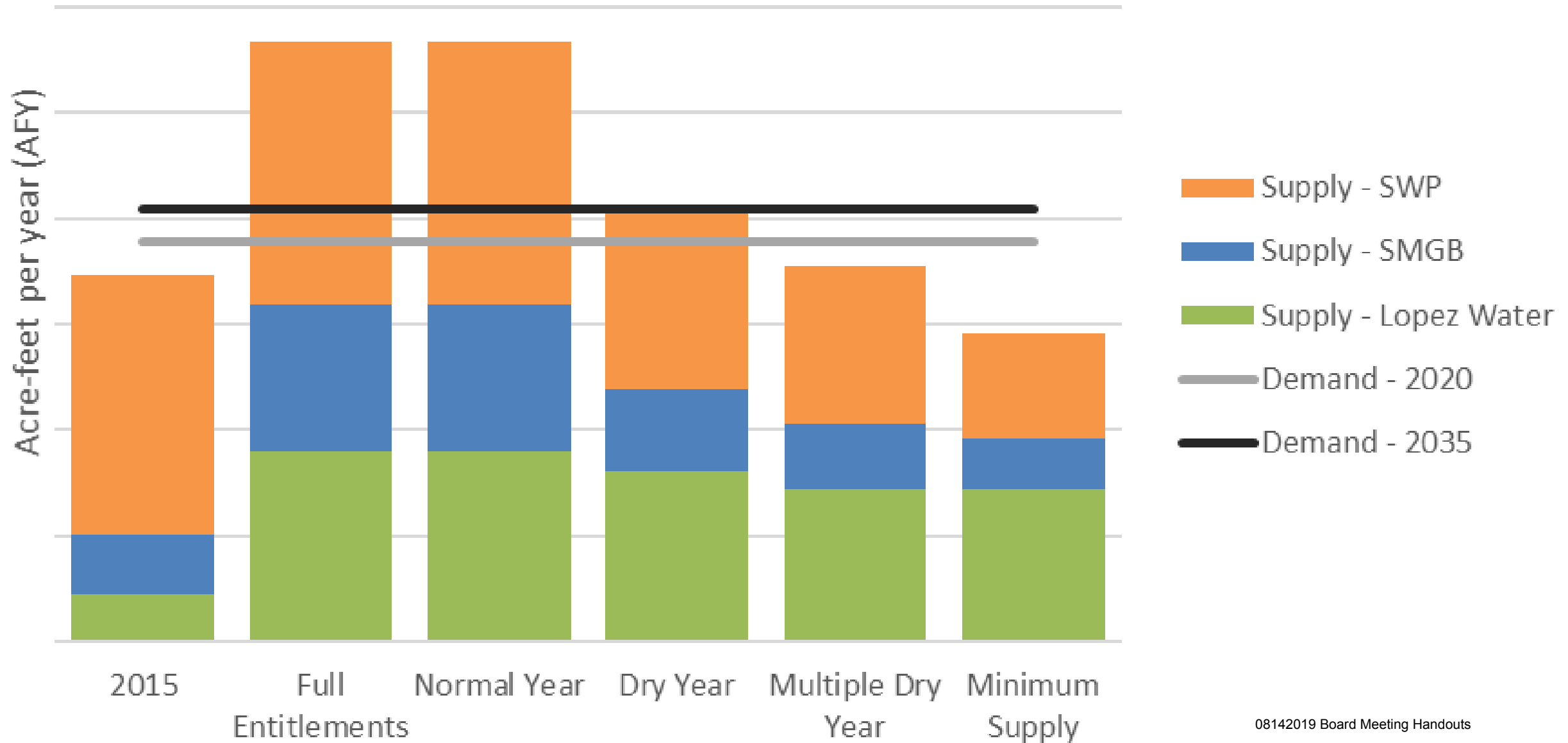
Groundwater Model Findings

During periods of extended drought, the ability of the NCMA agencies to pump their full allotment of groundwater, while maintaining sufficient groundwater depth to maintain offshore flow, is limited. As a result, a Water Supply/Demand Evaluation Tool was developed to analyze need for improved water supply reliability.

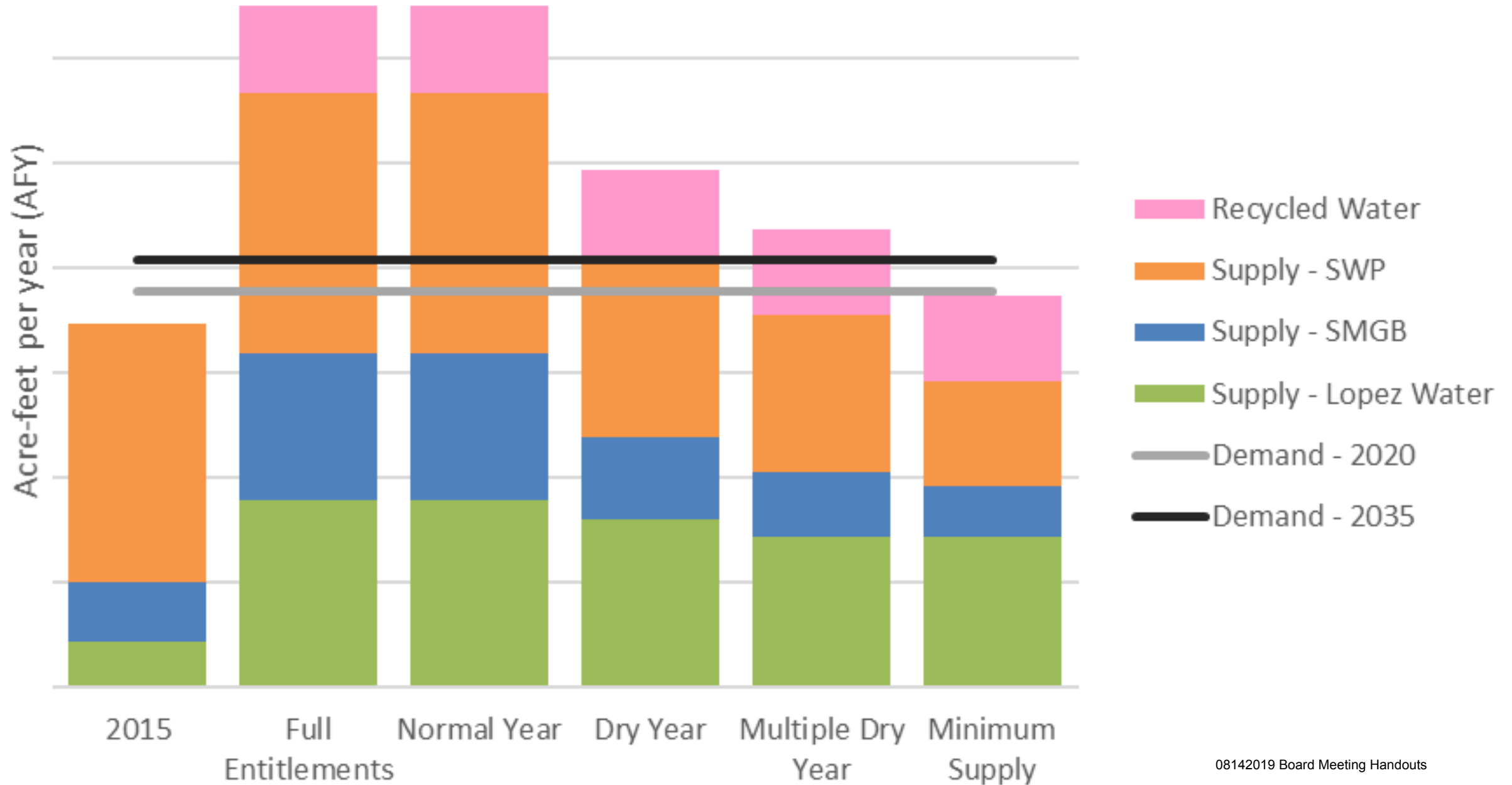
Supply/Demand Analysis Tool incorporated the following:

- Drought impacts on State Water, Lopez and Groundwater Supplies
- Potential demand reductions (conservation) associated with future drought conditions
- Potential increased demand from future growth

Supply/Demand Evaluation identified potential for water supply deficits during periods of extended drought



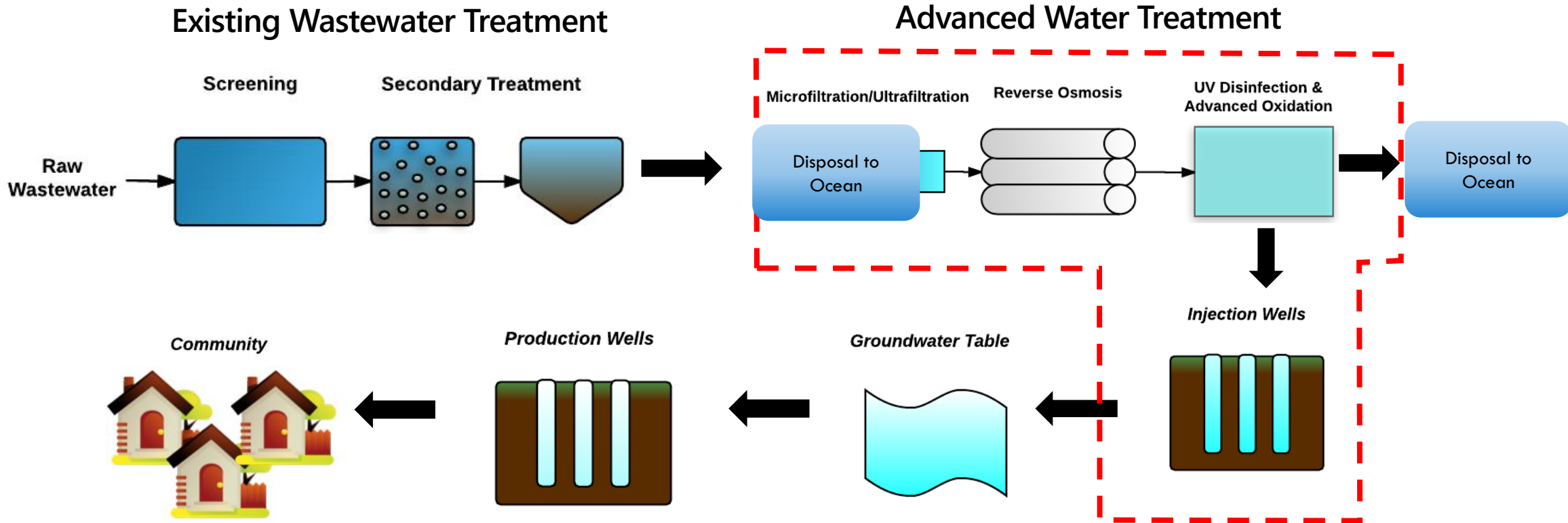
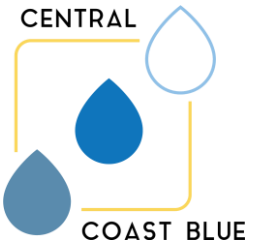
Supplemental supply helps fill supply deficits in drought years



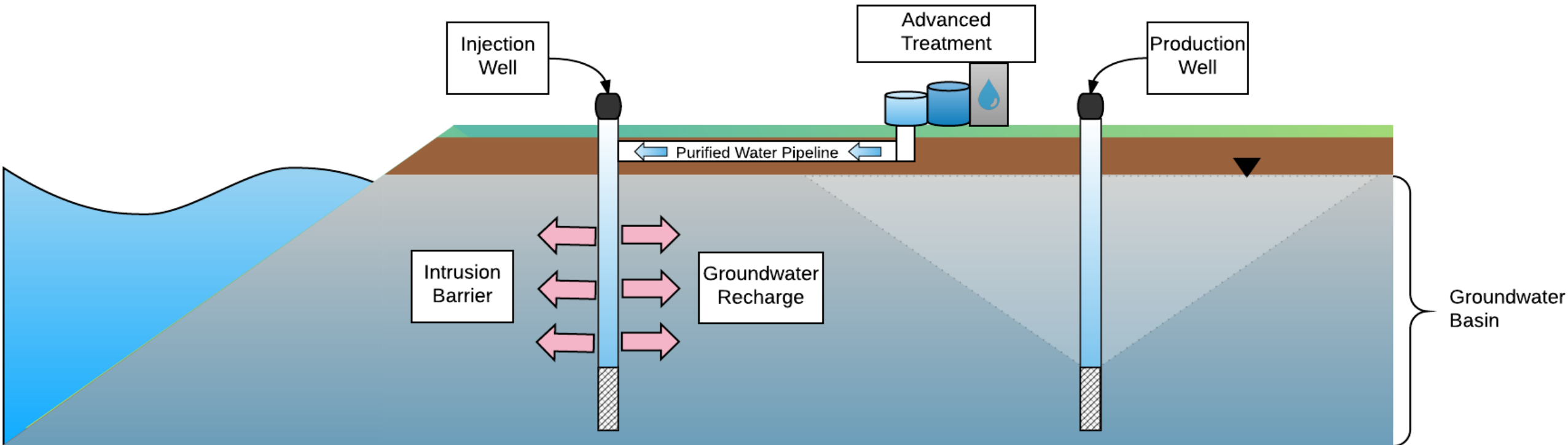
Supplemental Water Supply Studies identified recycled water as the preferred alternative

Alternative	Secondary -23 Irrigation	Tertiary Irrigation	AWT for Coastal Injection	AWT for Inland Injection	Desal	Lopez Lake Spillway Raise	State Water Project
Annualized Cost (\$/AF Recoverable)	\$15,900	\$5,400	\$2,800	\$2,800	\$3,112	\$1,370	\$2,503

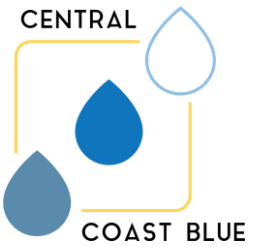
Central Coast Blue will capture a water source that is currently wasted to the ocean to protect the groundwater basin and improve water supply reliability



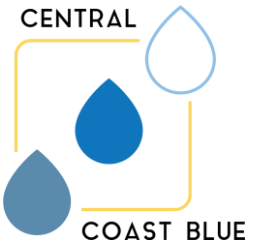
Central Coast Blue will utilize recycled water injection to maintain sufficient groundwater elevations and offshore flow



Central Coast Blue is able to leverage existing infrastructure connecting the Pismo Beach and SSLOCSD's WWTPs to collect water from both facilities



Central Coast Blue is a regional project envisioned to be completed in 2 phases

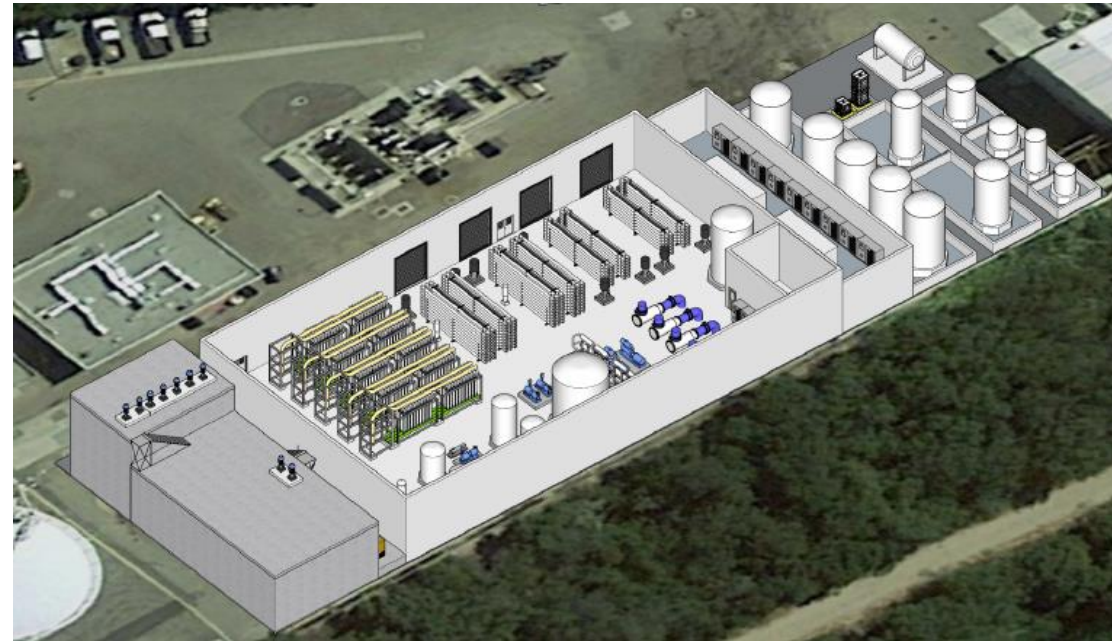


Phase 1 - Capture and treatment of water from Pismo Beach's WWTP

- Anticipated treatment capacity of 1.3 MGD


Phase 2 - Capture and treatment of water from SSLOCSD's WWTP

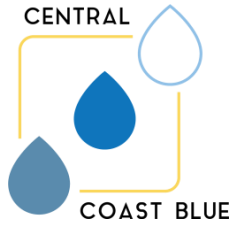
- Anticipated total treatment capacity of ~5 MGD



Central Coast Blue Injection Scenarios

- Phase 1 – Injection of approximately 1,100 AFY in 5 locations to protect groundwater supplies.
- Phase 2 – Construction of 2 new wells and injection of approximately 3,000 – 4,000 AFY to further protect the groundwater basin or delivery of recycled water for agriculture irrigation.





The Supply/Demand analysis indicates that Phase 1 is expected to be able to protect existing water supplies during extended drought.




Implementation of Phase 2 may not be needed to address near-term water supply shortages. Phase 2 implementation will likely depend upon a number of factors:

- Climate change impacts on local and statewide hydrology
- Resilience of other water supply sources (i.e. Lopez and State Water)
- Agricultural interest in supplemental water
- Ability to transfer/sell surplus water to other water purveyors when available
- Effectiveness of Phase 1 at maintaining sufficient groundwater elevations
- Future water demand for the participating and/or neighboring agencies

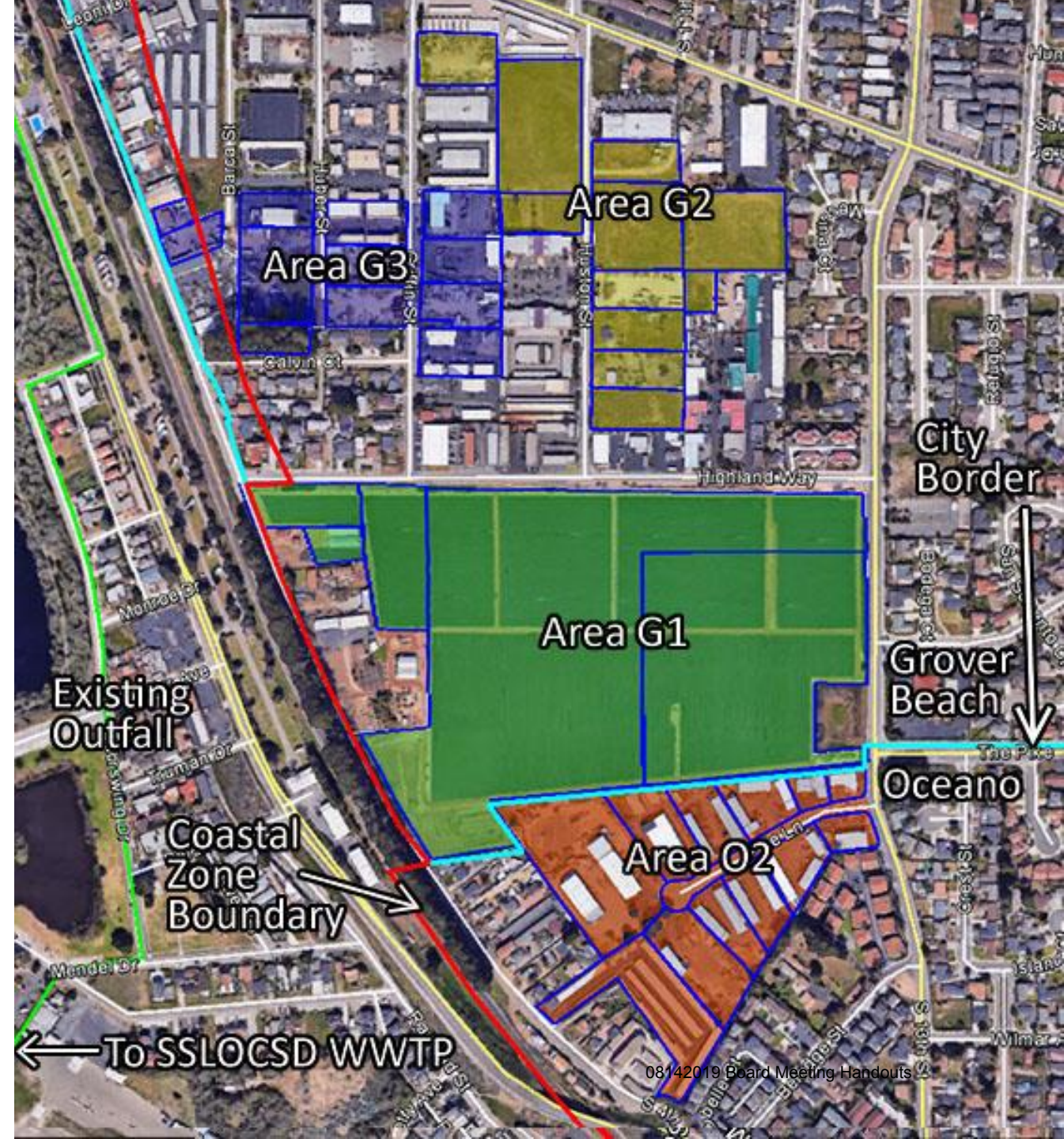
CENTRAL COAST BLUE PROJECT UPDATE






Advanced Treatment Facility Siting

- Project team is evaluating both onsite (SSLOCSD) and offsite alternatives for the Advanced Water Treatment Facility
- Both alternatives will be evaluated as co-equal alternatives in the EIR
- Pismo Beach has entered into a purchase agreement to secure the offsite alternative location.





Brine Analysis completed to assist with project design and permitting

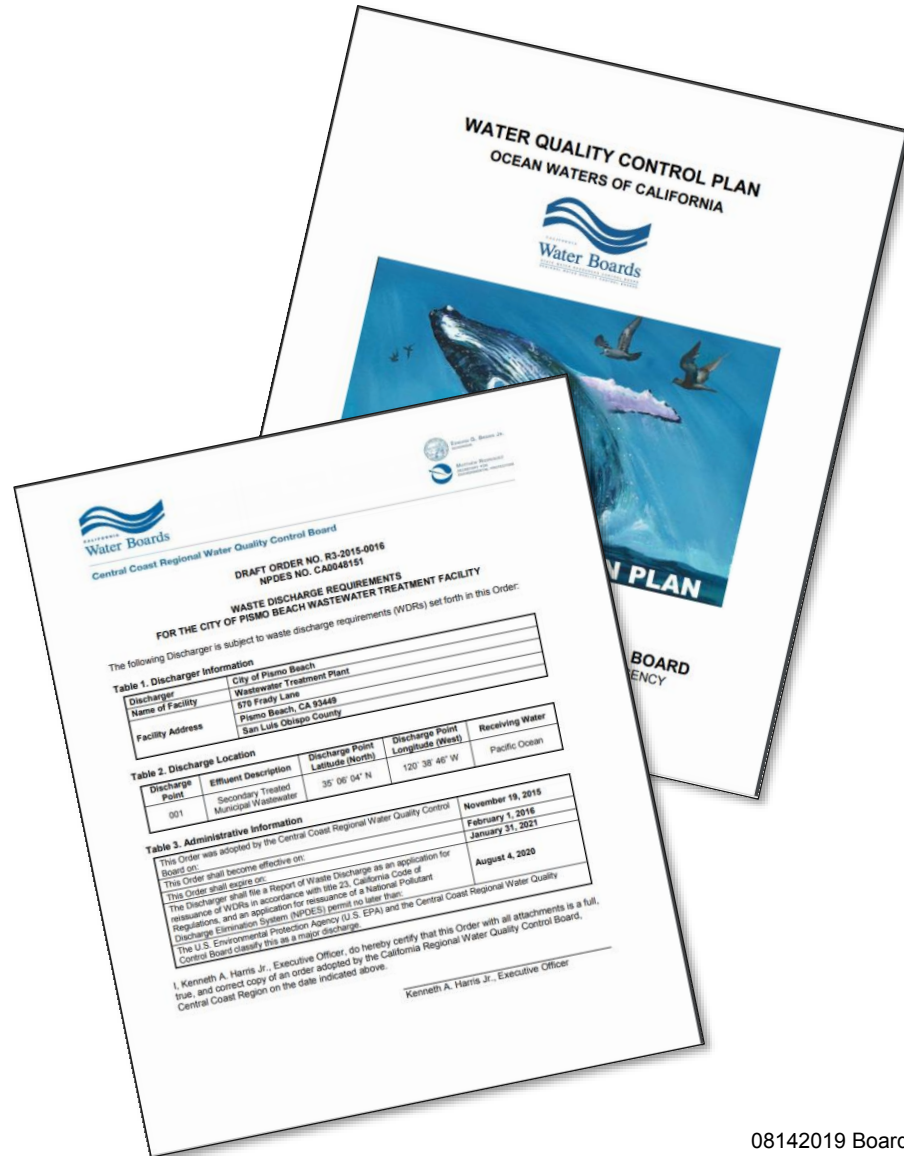
Purpose


- Will RO concentrate discharged from the AWPf to the Pacific Ocean exceed effluent limits

Most stringent criteria used

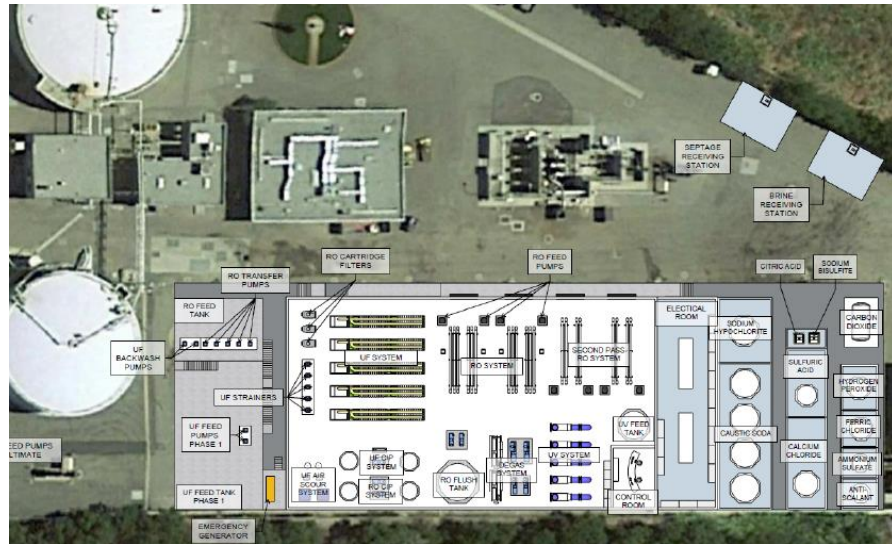
- City's NPDES permit
- Ocean Plan Water Quality Objective-based effluent limits

Results identified that pilot plant effluent can meet current permit and Ocean Plan discharge requirements without need for SSLOCSD dilution





Updated Project Cost Estimates – Phase 2



Phase 2 Onsite	Cost Estimate
Treatment Facility	\$33 ¹ – 54M
Distributed Infrastructure	\$16 - 25M
Total Capital	\$49 – 79M
Annual Capital Payment ²	\$3.2 – 5.1M
Annual O&M Cost ³	\$6.0M
Total Annual Cost	\$9.2 – 11.2M
Purified Water Produced	4,392
Estimated Project Yield	4,392
Unit Cost (\$/AFY) ⁴	\$2,100 – 2,500

Assumptions:

¹Cost estimate range developed using Association for the Advancement of Cost Engineering Cost Estimate Classification (-20% to +30%) and the Advanced Treatment Facility with Boron Removal.

²Assumes 5% financing over 30 years.

³Includes second pass RO for Boron removal.

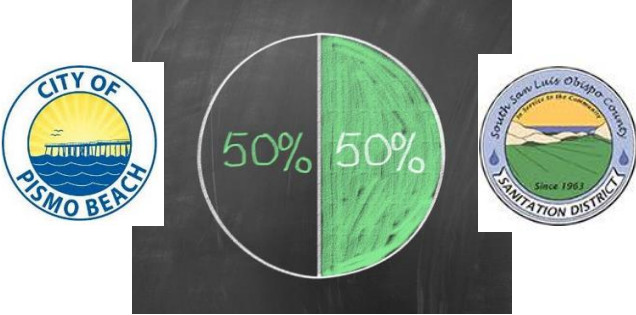
⁴Unit cost based on assumption of 100% recovery groundwater injected into the groundwater basin.



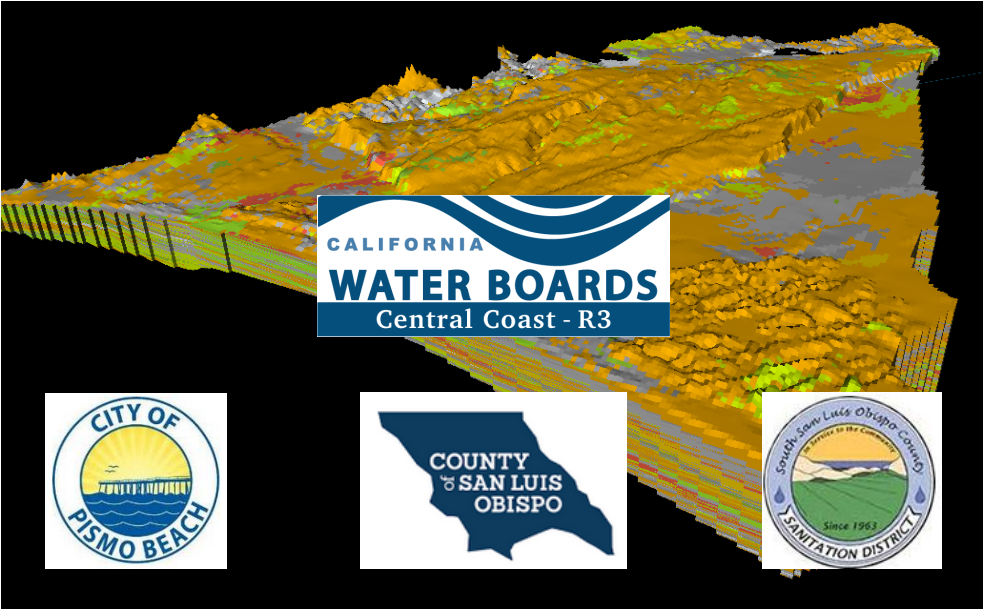
COST/BENEFIT SHARING FRAMEWORK



Interagency collaboration has been key to project success to date



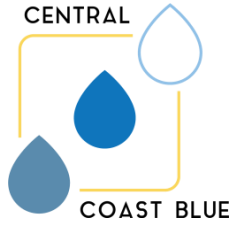
EIR



Groundwater Model



Preliminary Engineering



Funding Sources under Evaluation



Water:

Water Rates

Costs split between water and wastewater agencies



Wastewater:

Wastewater Rates



Grant/ Low Interest Financing

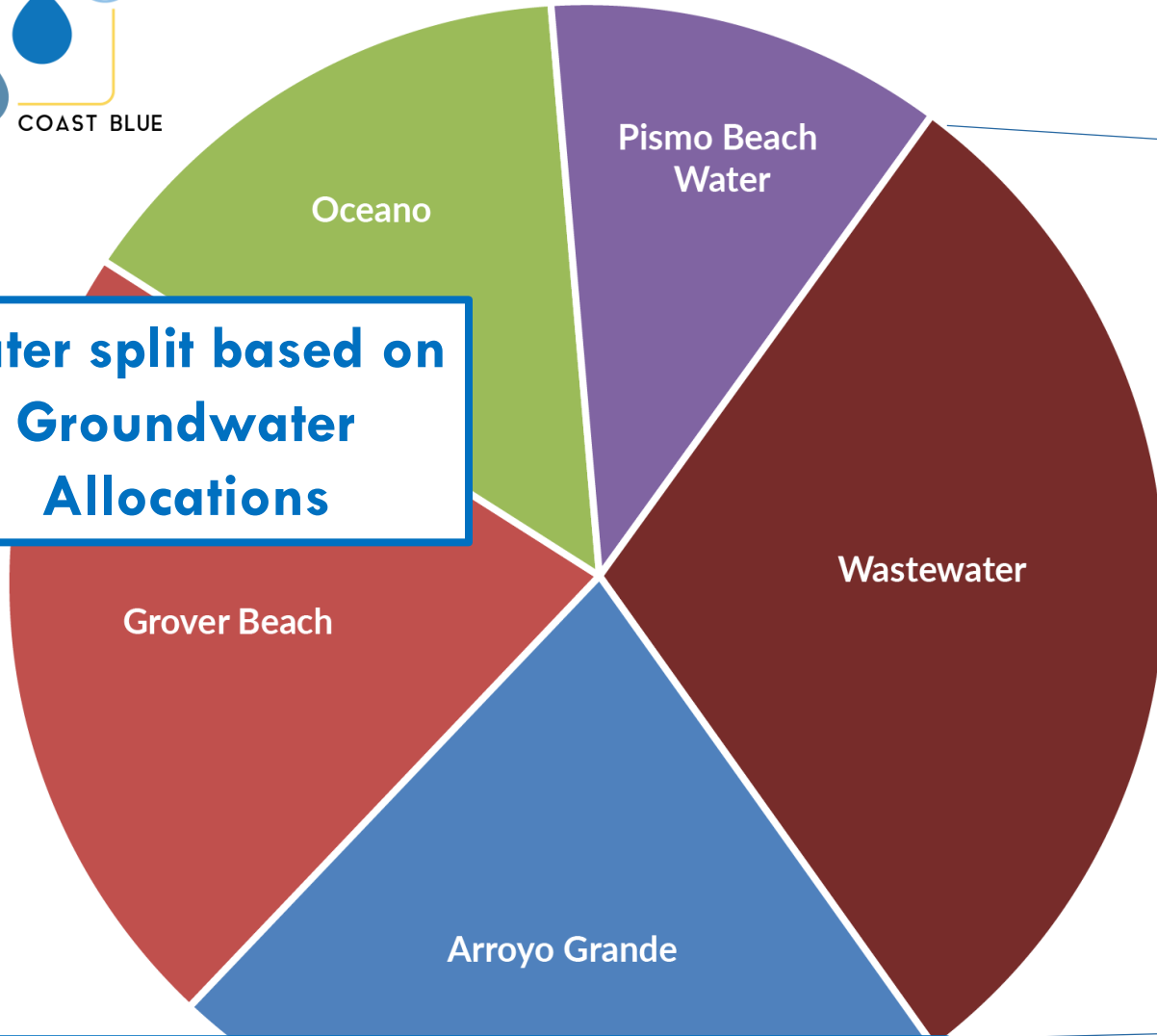
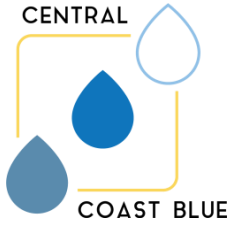
Prop 1 GWGP

Title XVI

CWSRF


Outside funding pursued to reduce costs to water and wastewater customers.

Proposed Cost Sharing Framework




Water split based on Groundwater Allocations

Wastewater split based on flow



Water/Wastewater split based on benefit to Wastewater agencies



Grant Funding Update

Prop 1 Groundwater Grant Program



Round 1 - Awarded \$2M in planning grant funding

Round 3

- Central Coast Blue to apply for implementation funding in Round 3
- Eligible for up to 50% of implementation costs
- Key schedule driver as Funding Agencies want to see significant progress between planning and implementation grants

Title XVI


- Preliminary award of ~\$800k in planning grant funds
- Funds 25% of Final Design, Program Management, Value Engineering
- City eligible to apply for implementation funding in subsequent rounds





NEXT STEPS/ONGOING INITIATIVES





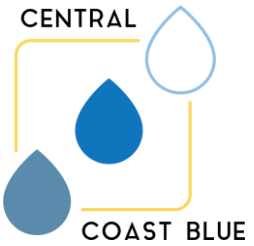
Upcoming Critical Stakeholder Agency Decision Points

- Development of final project benefit participation and cost sharing agreements (this includes South San Luis Obispo County Sanitation District participation)
- Individual agency participation percentages in capital and operations and maintenance costs
- Development of a project governance structure
- Potential water and/or wastewater rate increases - Proposition 218 hearings
- Mechanisms to reconcile costs paid to to-date relative to level of participation in the project

PROJECT SCHEDULE



Phase 1 Project Schedule



Groundwater Modeling,
Preliminary Design, Technology
Piloting,
****Community Connection****

Final Design and
Permitting

Operations Begins
Closer to Water Independence

2018

2019

2020/2021

2022


2024

2016 – current
Extensive and
thorough
planning and
collaboration

Preliminary Design &
Environmental Review
Begin Public Participation &
Comments
Advanced Treatment Design
Site Selection; Test Injection
Well

Construction
Kick Off

One Community.
One Water.
One Future.





Oceano Community Services District

1655 Front Street, P.O. Box 599, Oceano, CA 93475

PHONE(805) 481-6730 FAX (805) 481-6836

Date: August 14, 2019

To: Board of Directors

From: Carey Casciola, Business and Accounting Manager

Subject: **Agenda Item #8B: Recommendation to Approve Cash Disbursements - REVISED**

Recommendation

It is recommended that your board approve the attached cash disbursements:

Discussion

The following is a summary of the attached cash disbursements:

Description	Check Sequence	Amounts
	57867 - 57916	
Disbursements Requiring Board Approval prior to Payment:		
Regular Payable Register - paid 08/14/2019	57874 - 57906	\$ 54,281.33
Added Warrants - paid 08/14/2019	57907 - 57916	\$ 275,259.82
Subtotal:		\$ 329,541.15
Reoccurring Payments for Board Review (authorized by Resolution 2018-11):		
Payroll Disbursements - PPE 07/20/2019	N/A	\$ 29,991.57
Payroll Disbursements - PPE 08/03/2019	N/A	\$ 28,774.53
Reoccurring Utility Disbursements - paid 07/24/2019	57870 - 57873	\$ 1,435.64
Reoccurring Health Disbursements - paid 07/24/2019	57867 57869	\$ 9,532.72
Subtotal:		\$ 69,734.46
Grand Total:		\$ 399,275.61

Other Agency Involvement

N/A

Other Financial Considerations

Amounts are within the authorized Fund level budgets.

Results

The Board's review of cash disbursements is an integral component of the District's system of internal controls and promotes a well governed community.

8/08/2019 3:53 PM
 COMPANY: 99 - POOLED CASH FUND
 ACCOUNT: 1-1001-000 POOLED CASH OPERATING
 TYPE: ALL
 STATUS: ALL
 FOLIO: ALL

CHECK RECONCILIATION REGISTER
 PAGE: 1
 CHECK DATE: 0/00/0000 THRU 99/99/9999
 CLEAR DATE: 0/00/0000 THRU 99/99/9999
 STATEMENT: 0/00/0000 THRU 99/99/9999
 VOIDED DATE: 0/00/0000 THRU 99/99/9999
 AMOUNT: 0.00 THRU 999,999,999.99
 CHECK NUMBER: 057874 THRU 057906

ACCOUNT	DATE	TYPE	NUMBER	DESCRIPTION	AMOUNT	STATUS	FOLIO	CLEAR DATE
1-1001-000	8/08/2019	CHECK	057874	TYLER TECHNOLOGIES	2,814.20CR	OUTSTND	A	0/00/0000
1-1001-000	8/08/2019	CHECK	057875	R&R ROLL-OFF LLC	584.99CR	OUTSTND	A	0/00/0000
1-1001-000	8/08/2019	CHECK	057876	PETTY CASH	120.85CR	OUTSTND	A	0/00/0000
1-1001-000	8/08/2019	CHECK	057877	BRISCO'S	17.77CR	OUTSTND	A	0/00/0000
1-1001-000	8/08/2019	CHECK	057878	CANNON	2,993.40CR	OUTSTND	A	0/00/0000
1-1001-000	8/08/2019	CHECK	057879	WHITE, KAREN M.	250.00CR	OUTSTND	A	0/00/0000
1-1001-000	8/08/2019	CHECK	057880	PERRY'S ELECTRIC MOTORS & CONT	5,600.65CR	OUTSTND	A	0/00/0000
1-1001-000	8/08/2019	CHECK	057881	USA BLUEBOOK	102.46CR	OUTSTND	A	0/00/0000
1-1001-000	8/08/2019	CHECK	057882	ADAMSKI MOROSKI MADDEN CUMBERL	5,825.00CR	OUTSTND	A	0/00/0000
1-1001-000	8/08/2019	CHECK	057883	BURDINE PRINTING & GRAPHICS	2,577.41CR	OUTSTND	A	0/00/0000
1-1001-000	8/08/2019	CHECK	057884	ARAMARK	324.35CR	OUTSTND	A	0/00/0000
1-1001-000	8/08/2019	CHECK	057885	SWRCB/ DRINKING WATER OP CERT	50.00CR	OUTSTND	A	0/00/0000
1-1001-000	8/08/2019	CHECK	057886	SWRCB/ DRINKING WATER OP CERT	60.00CR	OUTSTND	A	0/00/0000
1-1001-000	8/08/2019	CHECK	057887	SWRCB/ DRINKING WATER OP CERT	60.00CR	OUTSTND	A	0/00/0000
1-1001-000	8/08/2019	CHECK	057888	CENTRAL COAST TECHNOLOGY CONSU	316.06CR	OUTSTND	A	0/00/0000
1-1001-000	8/08/2019	CHECK	057889	TARGETSOLUTIONS LEARNING, LLC	1,216.59CR	OUTSTND	A	0/00/0000
1-1001-000	8/08/2019	CHECK	057890	ZENITH INSURANCE COMPANY	1,617.00CR	OUTSTND	A	0/00/0000
1-1001-000	8/08/2019	CHECK	057891	GSI WATER SOLUTIONS, INC.	3,597.67CR	OUTSTND	A	0/00/0000
1-1001-000	8/08/2019	CHECK	057892	REPLOGLE, CYNTHIA	250.00CR	OUTSTND	A	0/00/0000
1-1001-000	8/08/2019	CHECK	057893	FAMCON PIPE & SUPPLY, INC.	11,792.14CR	OUTSTND	A	0/00/0000
1-1001-000	8/08/2019	CHECK	057894	TROESH COLEMAN PACIFIC	321.75CR	OUTSTND	A	0/00/0000
1-1001-000	8/08/2019	CHECK	057895	VILLA, ALLENE	900.00CR	OUTSTND	A	0/00/0000

SOFTWARE MAINTENANCE
 WATER
 GELINK HELL #2 MOTOR REPAIR
 LEGAL SERVICES
 UTILITY SERVICES & SUPPLIES
 ANNUAL FEE
 NUCLEAR COMPENSATION INSURANCE
 NEMA ANNUAL REPORT
 VALVES FOR UTILITY RELOCATION
 & FIRE HYDRANT

8/08/2019 3:53 PM
 COMPANY: 99 - POOLED CASH FUND
 ACCOUNT: 1-1001-000 POOLED CASH OPERATING
 TYPE: All
 STATUS: All
 FOLIO: All

CHECK RECONCILIATION REGISTER
 PAGE: 2
 CHECK DATE: 0/00/0000 THRU 99/99/9999
 CLEAR DATE: 0/00/0000 THRU 99/99/9999
 STATEMENT: 0/00/0000 THRU 99/99/9999
 VOIDED DATE: 0/00/0000 THRU 99/99/9999
 AMOUNT: 0.00 THRU 999,999,999.99
 CHECK NUMBER: 057874 THRU 057906

ACCOUNT	DATE	TYPE	NUMBER	DESCRIPTION	AMOUNT	STATUS	FOLIO	CLEAR DATE
1-1001-000	8/08/2019	CHECK	057896	CALFORTLAND CONSTRUCTION	500.00CR	OUTSTND	A	0/00/0000
1-1001-000	8/08/2019	CHECK	057897	CITY OF ARROYO GRANDE	4,438.02CR	OUTSTND	A	0/00/0000
1-1001-000	8/08/2019	CHECK	057898	AWWA	433.00CR	OUTSTND	A	0/00/0000
1-1001-000	8/08/2019	CHECK	057899	CLINICAL LAB OF SAN BERNARDINO	340.00CR	OUTSTND	A	0/00/0000
1-1001-000	8/08/2019	CHECK	057900	J.B. DEWAR, INC.	572.88CR	OUTSTND	A	0/00/0000
1-1001-000	8/08/2019	CHECK	057901	MIER BROS.	193.96CR	OUTSTND	A	0/00/0000
1-1001-000	8/08/2019	CHECK	057902	MINER'S ACE HARDWARE, INC.	45.18CR	OUTSTND	A	0/00/0000
1-1001-000	8/08/2019	CHECK	057903	PRO-TECH LANDSCAPE MANAGEMENT,	410.00CR	OUTSTND	A	0/00/0000
1-1001-000	8/08/2019	CHECK	057904	SOUTH COUNTY SANITARY SERV	956.00CR	OUTSTND	A	0/00/0000
1-1001-000	8/08/2019	CHECK	057905	MOSS, LEVY & HARTZHEIM	4,000.00CR	OUTSTND	A	0/00/0000
1-1001-000	8/08/2019	CHECK	057906	FILIPPONI-THOMPSON DRILLING, I	1,000.00CR	OUTSTND	A	0/00/0000

CANTON CREST BILLING

*AUDIT
 NEW #9 MOBILE-REMOVAL
 + RENTALS*

CHECK	TOTAL
CHECK	54,281.33CR
DEPOSIT	0.00
INTEREST	0.00
MISCELLANEOUS	0.00
SERVICE CHARGE	0.00
EFT	0.00
BANK-DRAFT	0.00
TOTALS FOR POOLED CASH FUND	54,281.33CR

COMPANY: 99 - POOLED CASH FUND
 ACCOUNT: 1-1001-000 POOLED CASH OPERATING
 TYPE: All
 STATUS: All
 FOLIO: All

CHECK DATE: 0/00/0000 THRU 99/99/9999
 CLEAR DATE: 0/00/0000 THRU 99/99/9999
 STATEMENT: 0/00/0000 THRU 99/99/9999
 VOIDED DATE: 0/00/0000 THRU 99/99/9999
 AMOUNT: 0.00 THRU 999,999,999.99
 CHECK NUMBER: 057907 THRU 057916

ACCOUNT	--DATE--	--TYPE--	NUMBER	-----DESCRIPTION-----	----AMOUNT----	STATUS	FOLIO	CLEAR DATE
CHECK:								
1-1001-000	8/14/2019	CHECK	057907	CANNON	3,999.50CR	OUTSTND	A	0/00/0000
1-1001-000	8/14/2019	CHECK	057908	PERRY'S ELECTRIC MOTORS & CONT	1,944.79CR	OUTSTND	A	0/00/0000
1-1001-000	8/14/2019	CHECK	057909	DIVERSIFIED PROJECT SERVICES I	595.00CR	OUTSTND	A	0/00/0000
1-1001-000	8/14/2019	CHECK	057910	DIVERSIFIED PROJECT SERVICES I	447.50CR	OUTSTND	A	0/00/0000
1-1001-000	8/14/2019	CHECK	057911	ZENITH INSURANCE COMPANY	1,830.00CR	OUTSTND	A	0/00/0000
1-1001-000	8/14/2019	CHECK	057912	RABOBANK VISA CARD	238.58CR	OUTSTND	A	0/00/0000
1-1001-000	8/14/2019	CHECK	057913	FIVE CITIES FIRE AUTHORITY	265,595.75CR	OUTSTND	A	0/00/0000
1-1001-000	8/14/2019	CHECK	057914	QUILL CORPORATION	215.76CR	OUTSTND	A	0/00/0000
1-1001-000	8/14/2019	CHECK	057915	THE TRIBUNE	77.44CR	OUTSTND	A	0/00/0000
1-1001-000	8/14/2019	CHECK	057916	AQUA-METRIC	315.50CR	OUTSTND	A	0/00/0000
TOTALS FOR ACCOUNT 1-1001-0				CHECK	TOTAL:	275,259.82CR		
				DEPOSIT	TOTAL:	0.00		
				INTEREST	TOTAL:	0.00		
				MISCELLANEOUS	TOTAL:	0.00		
				SERVICE CHARGE	TOTAL:	0.00		
				EFT	TOTAL:	0.00		
				BANK-DRAFT	TOTAL:	0.00		
TOTALS FOR POOLED CASH FUND				CHECK	TOTAL:	275,259.82CR		
				DEPOSIT	TOTAL:	0.00		
				INTEREST	TOTAL:	0.00		
				MISCELLANEOUS	TOTAL:	0.00		
				SERVICE CHARGE	TOTAL:	0.00		
				EFT	TOTAL:	0.00		
				BANK-DRAFT	TOTAL:	0.00		

OCEANO COMMUNITY SERVICES DISTRICT SOCIAL MEDIA POLICY

PURPOSE

The overall purposes of this policy are to establish the goals of the Oceano Community Services District ("District") for social media use; identify District staff who will manage the District's social media outreach efforts and those who will post through these outlets; and outline, to set forth a policy outlining the approval steps for all information conveyed through the use of selected social media outlets.

The District's presence on social media is an extension of the District's public outreach efforts and is overseen by the District General Manager. Social media includes any internet-based networking site. Approved social media outlets are listed in Exhibit A. Currently, the District plans to seek use of the website and app for, "Nextdoor" and "Facebook." No other outlets may be added without approval from the Oceano Community Services District Board of Directors ("Board").

There are two main purposes for the District to have a presence on social media:

1. To convey time-sensitive information as quickly as possible, such as in the event of an emergency, scheduled interruptions of service for repairs, or other issues relating to District services.
2. To convey District information regarding District meetings and District and/or community events.

The purposes of the District's social media policy does not include establishing an interactive blog site or discussion forum outlet, because current District resources are limited and adhering to laws applicable to governmental agencies could be problematic. Questions for the District must continue to be provided directly through the District website at www.oceanocsd.org, and by calling the office at (805) 481-6730, or by scheduling an appointment with District staff. A link to the District website with contact information will be included on the District's social media sites. The District's General Manager will have sole authority on whether to post any questions and related information on social media outlets that have been submitted to the District's website, when doing so promotes public outreach and education relating to District services. The District is unable to provide interactive blog and discussion outlets because current District resources are limited and adhering to laws applicable to governmental agencies could be problematic and such uncertainty precludes the District from doing so.

POLICY

All District social media sites will be approved for content by the General Manager or designee.

1. The General Manager or designee will collaborate to use social media proficiently, effectively, and safely to communicate District messages.

2. Designated users of the District's social media outlets must comply with the applicable federal, state, and local laws, the District's computer use policy and other applicable policies. This includes adherence to established laws and policies regarding copyright, records retention, California Public Records Act, e-discovery laws, ~~the~~ First Amendment, privacy laws, and information security policies established by the District, ~~and Social media content~~ therefore must be ~~able to be~~ managed, stored, and retrieved to comply with these laws.
3. Each District social media site ~~will~~ include an introductory statement which clearly states the purpose of the site. All social media sites ~~will~~ include a description and/or entry that clearly indicates that content posted or submitted for posting ~~is~~ subject to public disclosure.
4. All District social media sites ~~will~~ clearly indicate that they are maintained by the District and ~~will~~ have District contact information clearly displayed.
5. The General Manager ~~will~~ appoint a designee to monitor content on social media to ensure adherence to this policy, appropriate messaging, consistent branding, and consistency with District goals.
6. Any District employee or Board member who discovers negative comments about the District on ~~any the District's, or other,~~ social media sites should notify the General Manager or designee immediately in order to correct misinformation.

POSTING GUIDELINES

Individuals designated by the General Manager to post information to approved social media outlets must adhere to the following posting guidelines:

- Ensure information posted is factual and approved by the General Manager or designee.
- The tone and content being posted should be professional, honest and respectful.
- Each post must conclude with a reference statement directing persons with questions or inquiries to the District website or to contact the District office.

TRANSPARENCY

The District is committed to using social media to enhance transparency with customers, local communities and the general public. In doing so, the General Manager, or designee ~~will~~ post information and/or links on the following items in a timely manner:

- Agendas for District regular and special meetings.
- The time, date and location of District-sponsored events.
- Information on requests for proposals and contracts for construction or professional services.
- Emergencies declared by the Board of Directors.
- Service interruptions.
- Office closures.
- Press releases.
- Staff and Board vacancies that are open and being filled.
- Information to promote public outreach and education relating to District services.

- Other information as directed by the Board.

The following statements will be included on the District's social media sites:

The District website www.oceanocsd.org ~~will~~ remain the primary and predominant ~~internet~~ source for ~~internet~~ information. For any other questions or concerns, please contact the District directly at (805) 481-6730.

Users must be aware that, under certain circumstances, questions and comments submitted to the District may be posted on the District's social media pages and may be subject to California's public records laws and subject to disclosure by the District if requested. This may include information about you that you make available through your social media privacy settings.

Any comments submitted to the District that are posted on any of the District's social media outlets ~~will~~ remain the opinion of the submitter only, and the publication of the comment does not imply endorsement of, or agreement by, the District, nor do such comments necessarily reflect the opinions or policies of the District.

AUTHORIZED USERS

To ensure the appropriateness of content posted to District social media sites, the General Manager may appoint a designee or designees with the authority to use social media on behalf of the District. Access to social media networks from within the District is limited to the General Manager or designee(s) to perform official District business.

Authorized users will review the District's social media policies and procedures and are required to acknowledge, in writing, their understanding and acceptance of their scope of responsibility.

Authorized users will review site activity regularly for exploitation, misuse or activities that have the potential to place the District at risk.

Commented [1]: If this assumption is incorrect, this section needs to be rewritten so as to not address "you"

Formatted: Indent: Left: 0.5"

Formatted: Font color: Auto

Exhibit A
Authorized Social Media Outlets

SOCIAL MEDIA SITES (as of 08/2019):

- Facebook.com/OCEANOCSD ~~(account is set up, but not yet published)~~
- Nextdoor.com ~~(set up is pending)~~

Formatted: Centered

Formatted: Font color: Auto